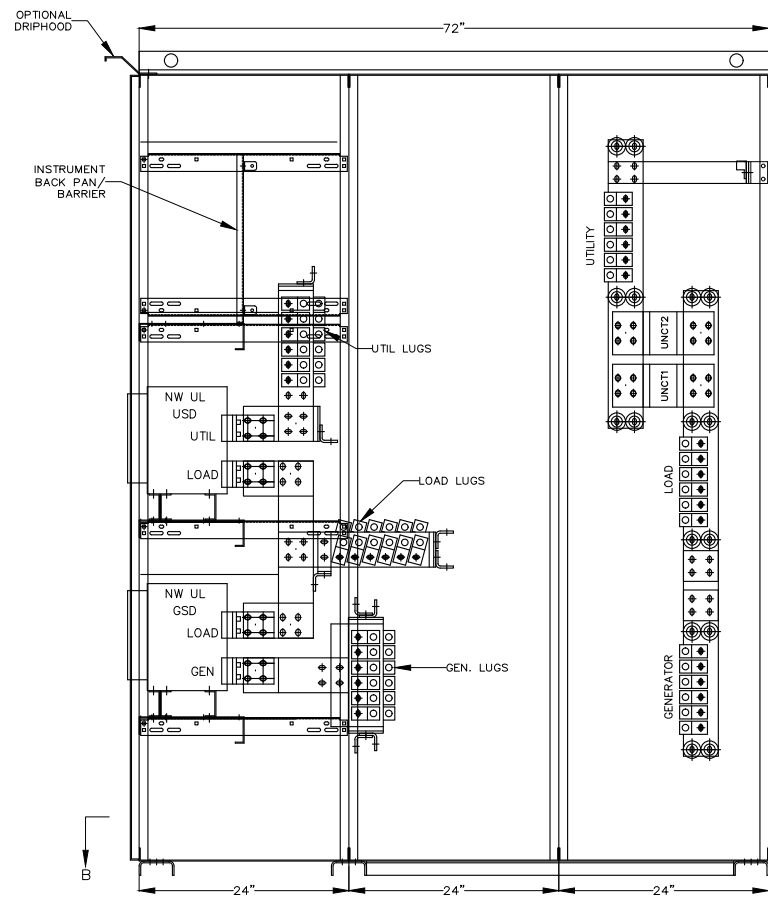
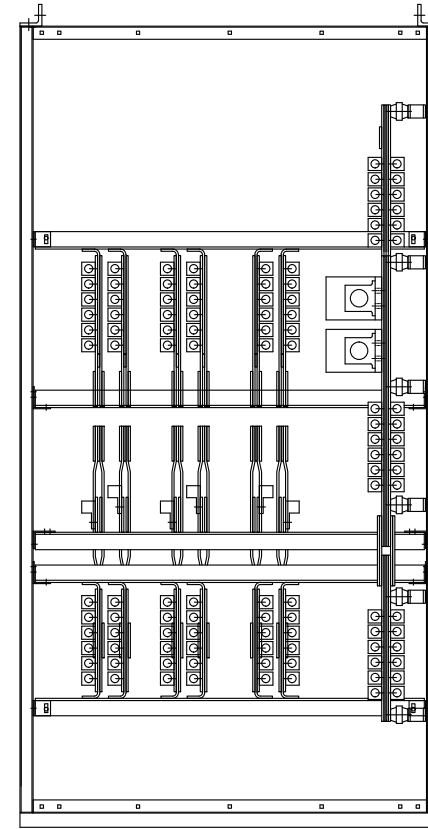


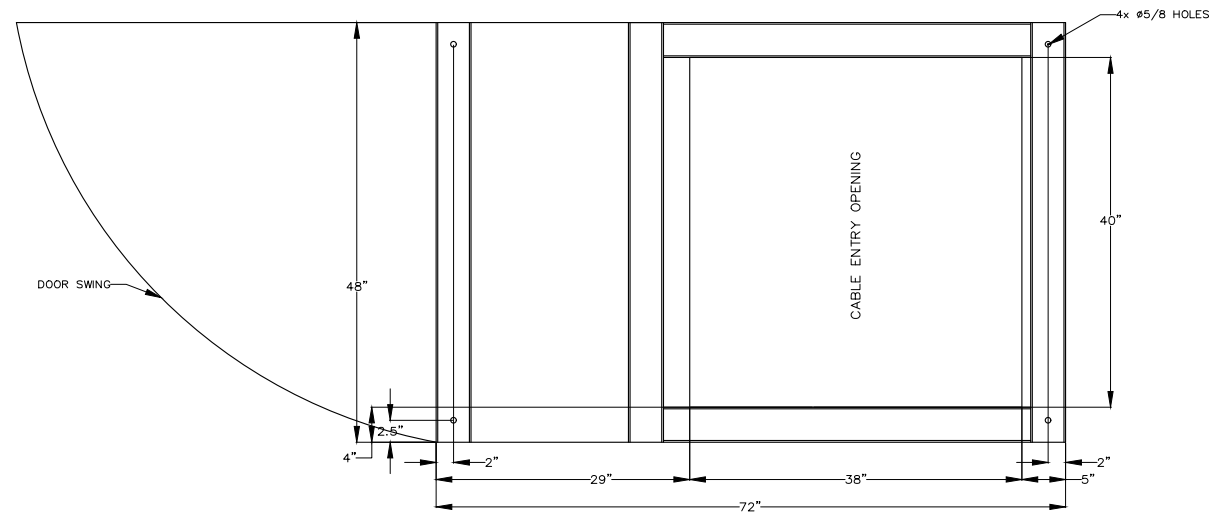
FRONT VIEW



RIGHT SIDE VIEW SECTION A-A



BACK VIEW



BASE PLAN SECTION B-B

GENERAL NOTES

- SWITCHBOARD SUPPLIED IN ONE PIECES
- FRONT AND REAR ACCESS REQUIRED
- EXTERIOR PAINT ASA #61 GREY
- MAIN BUS 100% RATED, BRACED AT 100KA
- ALL BUS WILL BE TIN-PLATED COPPER
- UTILITY SWITCHING DEVICE (USD) IS SQUARE D, NW, 3P, ELECTRICALLY OPERATED, FIXED TYPE
- GENERATOR SWITCHING DEVICE (GSD) IS SQUARE D, NW, 3P, ELECTRICALLY OPERATED, FIXED TYPE
- AUTO TRANSFER SWITCH WIRING SHALL BE #18-14 TEW
- NAME PLATES TO BE BLACK WITH WHITE LETTERS
- REFER PROJECT SPECIFIC OPTIONS LIST FOR SELECTED ENCLOSURE TYPE

SERVICE ENTRANCE ATS

BASIC MODEL TS 88xA	WITHSTAND CURRENT RATING AVAILABLE AMPS (RMS)		
	MAX. VOLTAGE	RATED CURRENT (A)	②240V ④480V ⑥600V
TS 88xA-4000	600	4000	100,000 100,000 85,000

CONNECTION DATA

4000A ATS	UTILITY (SRC1)	11C, 2/0-600MCM Cu/AI PER PHASE & NEUTRAL
	GENERATOR (SRC2)	11C, 2/0-600MCM Cu/AI PER PHASE & NEUTRAL
	LOAD	11C, 2/0-600MCM Cu/AI PER PHASE & NEUTRAL
	GROUND	#6-250MCM Cu/AI

2" x 6" (TYPICAL)

AUTOMATIC TRANSFER SWITCH

QTY = 1

1" x 3" (TYPICAL)

UTILITY SWITCHING DEVICE USD

QTY = 1

GENERATOR SWITCHING DEVICE GSD

QTY = 1

SERVICE DISCONNECT INSTRUCTIONS

TO DISCONNECT UTILITY AND GENERATOR SUPPLIES:

- MOVE SERVICE DISCONNECT SWITCH TO THE "TRANSFER TO NEUTRAL" POSITION. WAIT 5 SECONDS TO ALLOW ATS TO MOVE TO THE NEUTRAL POSITION.
 - MOVE SERVICE DISCONNECT SWITCH TO THE "DISCONNECTED" POSITION.
 - LOCK OFF SERVICE DISCONNECT SWITCH WITH SUITABLE PADLOCK.
 - VERIFY LOAD IS DISCONNECTED VIA ILLUMINATED SERVICE DISCONNECTED LIGHT. IF LIGHT IS NOT ILLUMINATED REFER TO INSTRUCTION MANUAL.
 - LOCK ENCLOSURE DOOR CLOSED AND REMOVE KEY.
- TO RE-ENERGIZE TRANSFER SWITCH
- REMOVE APPLICABLE PADLOCKS AND MOVE SERVICE DISCONNECT SWITCH BACK TO THE ENERGIZED POSITION.
 - REPLACE ENCLOSURE DOOR KEY IF FUTURE ACCESS REQUIRED.

9 013495

0.75" x 2" (TYPICAL)

SERVICE DISCONNECTED SDL

QTY = 1

SERVICE DISCONNECT TRANSFER ENERGIZED NEUTRAL DISCONNECTED 43SD

QTY = 1

2.5" x 5"

DANGER PELIGRO

Arc Flash and Shock Hazard
Will cause severe injury or death. More than one live circuit - see diagram. Disconnect all sources of supply before servicing. This equipment must be installed and serviced only by qualified electrical personnel utilizing safe work practices and appropriate Personal Protective Equipment (PPE). Failure to comply may result in injury or death! Refer to NFPA 70E for minimum PPE requirements.

Risque d'Arc Electrique et d'Electrocution
Peut causer des blessures graves ou la mort. Plus d'un circuit sous tension - voir schéma. Couper toutes les sources d'alimentation avant de faire l'entretien et les réparations. Ce matériel doit être installé et entretenu uniquement par un électricien qualifié. Ce dernier doit connaître les pratiques de travail sécuritaires et porter l'équipement de protection individuelle approprié. Le non respect peut entraîner des blessures ou la mort! Rapporter-vous à NFPA 70E pour le manuel des exigences minimales PPE.

Riesgo de Arco y Choque Electrico
Se causarán lesiones graves o muerte. Más de un circuito energizado - ver diagrama. Desconectar todas las fuentes de suministro antes de hacer mantenimiento. Este equipo solo se debe instalar y mantener por personal calificado, usando medidas de seguridad y equipo de protección personal adecuados. No seguir estas recomendaciones puede causar lesiones o muerte! Consultar la NFPA 70E para los requisitos mínimos del equipo de protección personal (PPE).

QTY = 1

APPROVED FOR CONSTRUCTION
 MASTER COPY REFERENCE COPY OF _____
 MULTIPLE UNIT WORK ORDER
 RELEASED FOR INFORMATION
 AUTH. BY: _____ DATE: _____

CROSS REFERENCE LEGEND
 SOC-C-1
 GRID COORDINATE
 SHEET No. _____

DRAWING No.	REFERENCE DRAWINGS	No.	REVISIONS	BY/AUTH	DATE

marathon
Thomson Power Systems

AUTOMATIC TRANSFER SWITCH
 MODEL TS 880
 PHYSICAL LAYOUT & INSTALLATION DETAILS
 4000A, 3P, NEMA 1/2/12, FIXED MOUNT, SE

FOR REVIEW ONLY

DRAWINGS AND/OR OTHER TECHNICAL INFORMATION SUPPLIED BY THOMSON POWER SYSTEMS AS A PART OF A SALE OF EQUIPMENT ARE FOR THE PURCHASER'S USE SOLELY IN CONJUNCTION WITH THAT EQUIPMENT, UNLESS SPECIFICALLY AGREED TO OTHERWISE AS A PART OF THE TERMS OF SALE.

CUSTOMER THOMSON POWER SYSTEMS	
CUSTOMER ORDER No.	WORK ORDER No.
C-XXXXXX	W-XXXXXX
DRAWN BY AP	AUTH BY OG
DATE 16-01-26	REV 0
DRAWING/FILE No. ICS880M216	SHEET 10A